

NEW ISUZU
D-MAX
BREAKING BOUNDARIES



L I V E L I M I T L E S S

L I V E L I M I T L E S S



The New Isuzu D-Max is the way to go. Meet the perfect pick-up that takes you on the journeys of your life. Whether long or short, with each aspect tailored for all your needs, every adventure with The New Isuzu D-Max is unforgettable.

AN EYE-CATCHER ON THE ROAD

Strike an impression wherever you go. The New Isuzu D-Max perfectly embodies a daring design with sleek and masculine contours along its body. In every journey, you are sure to stand out.



New 18 inch Alloy Wheels



LED Rear Combi Lamps




Automatic Bi-LED Projector Headlamps
with LED DRL






Rear Vents with USB Charging Port



1.5L Bottle Storage



New Black Combination Leather Seats with Anti Vibration Elastic Comfort Foam



Multi Storage Compartments

*Only applicable for Premium


Leather Steering Wheel with Audio, Bluetooth Hands-Free & Voice Recognition Switches

A WORLD OF COMFORT AND CONVENIENCE

Step into the space that accommodates you and all you need in a drive. The inside of The New Isuzu D-Max features spacious interior and seamless functionality - the perfect blend of comfort and convenience in every adventure.



Automatic Dual Zone Climate Control




Leather Gear Knob with Indicator Illumination



SEAMLESS CONNECTION IN ANY ENVIRONMENT



7 inch Touch Screen Infotainment System with Apple CarPlay and Android Auto
Subject to smartphone compatibility



8-Speaker Live Surround Sound




e-LUMAX with Colour Display MID



New Wireless Charger with Type-C USB Charging Port



Auto Dimming Rear View Mirror



Passive Entry & Start System (PESS)

Travel in hi-tech environment. Inside The New Isuzu D-Max, meet advanced technological features that make your every drive at ease.

*Only applicable for Premium

*Only applicable for Premium

PERFORMANCE THAT WINS

Never settle for less than best - that's why you should experience the pick-up truck that picked up the Best 4x4 award. Conquer new terrains with The New Isuzu D-Max's signature Blue Power engine.

1.9/3.0TD
BLUE POWER

StarCarSifu

4X4 PICK-UP TRUCK EDITORS' CHOICE AWARDS 2022



Charge ahead
190PS
450Nm

3.0L Blue Power Engine
The 3.0L Blue Power Engine packs a powerful **190PS and 450Nm** of torque with a flat torque at 1,600 - 2,600 rpm that gives a dynamic and thrilling experience in your everyday adventures.



Charge ahead
150PS
350Nm

1.9L Blue Power Engine
The 1.9L Blue Power Engine produces a strong **150PS and 350Nm** of torque with a flat torque at 1,800 - 2,600 rpm for effortless journeys.

6-Speed Automatic Transmission with Sequential Shift



*Only applicable for Premium

6-Speed Manual Transmission with Gear Shift Indicator (GSI)



*Only applicable for Standard



EFFORTLESS ON ANY ROAD

Venture into extreme terrains with The New Isuzu D-Max, featuring Terrain Command that takes less than a second to switch between 2WD, 4WD-high, and 4WD-low modes, making it an effortless manoeuvre on normal pavements, wet roads, and off-road conditions.

TERRAIN COMMAND





Bigger, higher, and wider, with more cross members for stability and safety, the chassis of The New Isuzu D-Max has been improved to be better than ever. As Isuzu strives to provide a better driving experience, The New Isuzu D-Max has undergone an extensive 4 million-kilometre durability test before being approved to hit the road.

TOUGH, SECURE, AND STURDY


ISUZU DYNAMIC DRIVE PLATFORM



New Rear Differential Lock
Makes sure you have the traction you need to get out of difficult obstacles when travelling off-road.




High Ground Clearance plus Approach and Departure Angle
The New Isuzu D-Max features 240mm High Ground Clearance plus an approach angle of 30.5° and departure angle of 23.9°.



The use of high tensile steel in its body frame design produces a lightweight body, which increases strength, durability, collision safety, pedestrian safety, and delivers lower noise and vibration levels.







The independent double-wishbone front suspension with higher upper control arms improves handling for a more comfortable ride, while the long-span rear leaf spring suspension is built to be stronger and more flexible.



*Only applicable for Premium

A BREAKTHROUGH IN SAFETY FEATURES



01 Blind Spot Monitor (BSM)
Detects when a vehicle is approaching your blind spot and warns you through your side mirrors.

02 Rear Cross Traffic Alert (RCTA)
Detects when an object approaches the rear of the vehicle and alerts the driver.

03 Auto Cruise Control
Controls and maintains the speed of the D-Max automatically while cruising.

04 Reverse Camera
Monitors the surrounding area behind the vehicle while you reverse.

05 Front & Rear Parking Sensor
Provide instantaneous feedback using 8 different sensors which detect objects during parking.

06 Welcome Light
Illuminates the cabin automatically via sensors that detect your approach to the vehicle within 2 metres.

07 Walk Away Door Lock
Locks the vehicle doors automatically after the driver walks more than 3 metres away with the key.

11 Hill Descent Control (HDC)
Automatically controls the brakes and maintains vehicle speed while descending steep slopes.

12 Emergency Stop Signal (ESS)
In emergency situations, warning lights are activated to indicate that the vehicle is braking rapidly.

13 Lane-Changing Mode Turn Indicator
Assists in smooth lane-changing by engaging the turn indicator.

08 Electronic Stability Control (ESC)
Helps you stay in control of the vehicle.

09 Traction Control System (TCS)
Allows for greater control over the road or terrain.

10 Hill Start Assist (HSA)
Prevents vehicle roll-back automatically when starting on steep gradients.

*Only applicable for Premium

**NEW ISUZU
D-MAX**

STANDARD 1.9L 4X4

THE AWARD WINNER
JUST GOT BETTER



**EXPERIENCE
FIRST-IN-CLASS UPGRADE**



EXTERIOR

Door & Tailgate Handles	Body Colour
Reverse Camera	Equipped

INTERIOR

Audio System	7 inch Touch Screen Infotainment with USB & Bluetooth
Front USB Port	Equipped (1 USB Type-C & 1 USB Type-A)

Specification: Premium

V-Cross 3.0L 4X4 AT

1.9L 4X4 AT

ENGINE		
Model	4JJ3-TCX	RZ4E-TC
Type	In-Line 4-Cylinder VGS Turbo Intercooler Diesel DOHC 16V	In-Line 4-Cylinder VGS Turbo Intercooler Diesel DOHC 16V
Displacement (cc)	2,999	1,898
Bore x Stroke (mm)	95.4 x 104.9	80 x 94.4
Compression Ratio	16.3 : 1	16.5 : 1
Maximum Output (PS / rpm) [ISO NET]	190 / 3,600	150 / 3,600
Maximum Torque (Nm / rpm) [ISO NET]	450 / 1,600 - 2,600	350 / 1,800 - 2,600
Fuel System	Direct Injection Electronic Commonrail	Direct Injection Electronic Commonrail

TRANSMISSION	
Type	6-Speed Automatic with Sequential Shift

CHASSIS & SUSPENSION		
Suspension	Front	Independent Double Wishbones, Coil Springs & Stabilizers with Gas Shock Absorbers
	Rear	
Brakes	Front	Semi-Elliptical Leaf Springs with Gas Shock Absorbers Ventilated Disc
	Rear	
Terrain Command 4X4 System		Leading & Trailing Drums
Rear Differential Lock		Equipped
Steering System		Equipped
Min. Turning Radius (m)		Rack & Pinion Hydraulic Power Steering
Tyres & Wheels		6.25
Spare Tyre & Wheel		265/60R18 All-Terrain, 18 inch Alloy
		265/60R18, Steel

DIMENSION, WEIGHT & CAPACITIES		
Overall Length (mm)		5,270
Overall Width (mm)		1,870
Overall Height (mm)		1,810
Wheelbase (mm)		3,125
Deck Length (mm)		1,571
Deck Width (mm)		1,530
Deck Height (mm)		490
Min. Ground Clearance (mm)		240
Water Wading Depth (mm)		800
Kerb Weight (kg)	2,025	1,945
Gross Weight (kg)	2,800	2,600
Seating Capacity		5
Fuel Tank Capacity (L)		76

EXTERIOR	
Headlamps	Automatic Bi-LED Projector with Follow-Me-Home Light
Daytime Running Lights (DRL)	LED
Headlamp Levelling	Manual
Fog Lamps	Equipped - Front & Rear LED
Front Grille	Grey & Chrome
Wipers	Automatic with Variable Intermittent
Roof Rails	Equipped - Grey
Door Outer Mirrors	Chrome - Power Adjust, Auto Folding with LED Integrated Turn Indicator
Door & Tailgate Handles	Chrome
Side Steps	Equipped - Silver
Bed Liner	Equipped
Tailgate Assist	Equipped
Sports Bar	Optional
Cargo Tray	Optional
Rear Combination Lamps	LED
Rear Bumper	Body Coloured Integrated Two Step Type

INTERIOR		
Meter Panel	e-LUMAX with Satin Chrome Ornament & Illumination Control	
Multi Information Display (MID)	4.2 inch TFT LCD Colour Display	
Steering Wheel	Type	4-Spoke Leather Wrapped
	Adjustment	Tilt & Telescopic
	Switches	Audio, Bluetooth Hands-Free, Voice Recognition, MID & Cruise Control

V-Cross 3.0L 4X4 AT

1.9L 4X4 AT

INTERIOR		
Lane-Changing Mode	Equipped	
Cruise Control	Equipped	
Passive Entry & Start System (PESS)	Equipped	
Welcome Light	Equipped	
Walk Away Door Lock	Equipped	
Sun Visor	Equipped with Vanity Mirror for Driver & Front Passenger	
Map Lamp	Dual for Driver & Front Passenger with Sunglass Holder	
Rear View Mirror	Auto Dimming	
	7 inch Touch Screen Infotainment with USB, Bluetooth, WiFi, MirrorLink, Miracast, Apple CarPlay & Android Auto Connectivity	
Audio System	Type	8 (with Roof Speakers)
	Speaker	Automatic Dual Zone
Climate Control	Type	Equipped
	Rear Vents	Equipped (1 USB Type-C & 1 USB Type-A)
USB Ports	Front	Equipped with Storage (1 USB Type-A)
	Rear	Equipped
Wireless Charger		Leather with Satin Chrome Ornament
Gear Knob Type		Black
Instrument, Center Console & Door Panel Soft Pad		Black Combination Leather
Seats	Material	6-way Manual Adjust
	Driver	4-way Manual Adjust
	Front Passenger	60:40 Split, Fold Up/Down Configuration with Center Arm Rest & Cup Holder
	Rear	Equipped with Speed Sensing Auto Door Lock & Auto Unlock if Airbag Activated
Power Door Lock		Equipped with Auto Up/Down & Jam Protection for Driver
Power Windows		Equipped
Cabin Lamp		Equipped
12V/120W Power Outlet		Equipped
Assist Handles		Fixed Type at A-Pillar & B-Pillar
Carpet Mat		Equipped

ADVANCED SAFETY (ADAS)	
Blind Spot Monitor (BSM)	Equipped
Rear Cross Traffic Alert (RCTA)	Equipped

ACTIVE SAFETY		
Anti-lock Brake System (ABS)	Equipped	
Electronic Brake-force Distribution (EBD)	Equipped	
Brake Assist (BA)	Equipped	
Electronic Stability Control (ESC)	Equipped	
Traction Control System (TCS)	Equipped	
Hill Start Assist (HSA)	Equipped	
Hill Descent Control (HDC)	Equipped	
Brake Override System (BOS)	Equipped	
Emergency Stop Signal (ESS)	Equipped	
ISOFIX with Top Tether	Equipped - Rear Seats	
Child Protection Safety Lock	Equipped - Rear Doors	
High Mount Stop Lamp	Equipped	
Reverse Camera	Equipped	
Parking Sensor	Front	Equipped - 4 Sensors Type
	Rear	Equipped - 4 Sensors Type

PASSIVE SAFETY	
SRS Airbags	2 (Driver & Front Passenger)
Side Door Impact Beams	All Doors
Collapsible Steering Column	Equipped
Whiplash Protection	All Seats
Seat Belts	3-Point ELR with Pre-Tensioner & Load Limiter
Seat Belt Reminder	3-Point ELR
	All Seats

SECURITY	
Vehicle Security System	Anti-Theft Alarm System with Key-Coded Immobilizer

Specification: Standard

1.9L 4X4 AT

1.9L 4X4 MT

ENGINE

Model	R24E-TC	
Type	In-Line 4-Cylinder VGS Turbo Intercooler Diesel DOHC 16V	
Displacement (cc)	1,898	
Bore x Stroke (mm)	80 x 94.4	
Compression Ratio	16.5 : 1	
Maximum Output (PS / rpm) [ISO NET]	150 / 3,600	
Maximum Torque (Nm / rpm) [ISO NET]	350 / 1,800 - 2,600	
Fuel System	Direct Injection Electronic Commonrail	

TRANSMISSION

Type	6-Speed Automatic with Sequential Shift	6-Speed Manual with Gear Shift Indicator (GSI) & Reverse Gear Lockout
------	---	---

CHASSIS & SUSPENSION

Suspension	Front	Independent Double Wishbones, Coil Springs & Stabilizers with Gas Shock Absorbers	
	Rear	Semi-Elliptical Leaf Springs with Gas Shock Absorbers	
Brakes	Front	Ventilated Disc	
	Rear	Leading & Trailing Drums	
Terrain Command 4X4 System	Equipped		
Rear Differential Lock	Equipped		
Steering System	Rack & Pinion Hydraulic Power Steering		
Min. Turning Radius (m)	6.25		
Tyres & Wheels	255/65R17, 17 inch Alloy		
Spare Tyre & Wheel	255/65R17, Steel		

DIMENSION, WEIGHT & CAPACITIES

Overall Length (mm)	5,270	
Overall Width (mm)	1,870	
Overall Height (mm)	1,785	
Wheelbase (mm)	3,125	
Deck Length (mm)	1,571	
Deck Width (mm)	1,530	
Deck Height (mm)	490	
Min. Ground Clearance (mm)	235	
Water Wading Depth (mm)	800	
Kerb Weight (kg)	1,915	1,890
Gross Weight (kg)	2,800	
Seating Capacity	5	
Fuel Tank Capacity (L)	76	

EXTERIOR

Headlamps	Bi-LED Projector with Follow-Me-Home Light	Multi-Reflector Halogen with Follow-Me-Home Light
Daytime Running Lights (DRL)	LED	Bulb
Headlamp Levelling	Manual	
Fog Lamps	Equipped - Front Bulb	
Front Grille	Black & Matte Grey	
Wipers	With Intermittent	
Door Outer Mirrors	Body Colour - Power Adjust with LED Integrated Turn Indicator	
Door & Tailgate Handles	Body Colour	
Side Steps	Equipped	
Bed Liner	Equipped	
Sports Bar	Optional	
Cargo Tray	Optional	
Rear Combination Lamps	Bulb	
Rear Bumper	Body Coloured Integrated Two Step Type	

INTERIOR

Meter Panel	e-LUMAX with Illumination Control	
Multi Information Display (MID)	4.2 inch TFT LCD Colour Display	
Steering Wheel	Type	4-Spoke Urethane
	Adjustment	Tilt & Telescopic
	Switches	Audio, Bluetooth Hands-Free, Voice Recognition & MID
Lane-Changing Mode	Equipped	
Sun Visor	Equipped with Ticket Holder for Driver & Vanity Mirror for Front Passenger	
Map Lamp	Dual for Driver & Front Passenger with Sunglass Holder	

1.9L 4X4 AT

1.9L 4X4 MT

INTERIOR

Rear View Mirror	Day & Night	
Audio System	Type	7 Inch Touch Screen Infotainment with USB & Bluetooth
	Speaker	6
Climate Control	Type	Manual
	Rear Vents	Equipped
USB Ports	Front	Equipped (1 USB Type-C & 1 USB Type-A)
	Rear	Equipped with Storage (1 USB Type-A)
Gear Knob Type	Urethane	
	Woven-Texture Fabric	
Seats	Material	6-way Manual Adjust
	Driver	4-way Manual Adjust
	Front Passenger	60:40 Split, Fold Up/Down Configuration with Center Arm Rest & Cup Holder
Power Door Lock	Equipped with Speed Sensing Auto Door Lock & Auto Unlock if Airbag Activated	
Power Windows	Equipped with Auto Down for Driver	
Cabin Lamp	Equipped	
12V/120W Power Outlet	Equipped	
Assist Handles	Fixed Type at A-Pillar & B-Pillar	
Carpet Mat	Equipped	

ACTIVE SAFETY

Anti-lock Brake System (ABS)	Equipped
Electronic Brake-force Distribution (EBD)	Equipped
Brake Assist (BA)	Equipped
Electronic Stability Control (ESC)	Equipped
Traction Control System (TCS)	Equipped
Hill Start Assist (HSA)	Equipped
Hill Descent Control (HDC)	Equipped
Brake Override System (BOS)	Equipped
Emergency Stop Signal (ESS)	Equipped
ISOFIX with Top Tether	Equipped - Rear Seats
Child Protection Safety Lock	Equipped - Rear Doors
High Mount Stop Lamp	Equipped
Reverse Camera	Equipped
Reverse Sensor	Equipped - 4 Sensors Type

PASSIVE SAFETY

SRS Airbags	2 (Driver & Front Passenger)	
Side Door Impact Beams	All Doors	
Collapsible Steering Column	Equipped	
Whiplash Protection	All Seats	
Seat Belts	Front Seat	3-Point ELR with Pre-Tensioner & Load Limiter
	Rear Seat	3-Point ELR
Seat Belt Reminder	All Seats	

SECURITY

Vehicle Security System	Anti-Theft Alarm System with Key-Coded Immobilizer
-------------------------	--

COLOUR VARIANT

PREMIUM / STANDARD AT

Islay Grey <i>*Applicable for Premium</i>	Valencia Orange	Biarritz Blue	Onyx Black	Mercury Silver	Dolomite White Pearl <i>*Applicable for Premium</i>
--	-----------------	---------------	------------	----------------	--

STANDARD MT

Mercury Silver	Onyx Black	Splash White <i>*Applicable for Standard AT/MT</i>
----------------	------------	---

NEW ISUZU D-MAX

Isuzu Malaysia Sdn. Bhd. 200401026438 (664946-H)
501D, Level 5, Tower D, Uptown 5, No. 5, Jalan SS21/39,
Damansara Uptown, 47400 Petaling Jaya, Selangor.

Visuals and specifications shown in this brochure may differ from actual model. Isuzu Malaysia Sdn. Bhd. reserves the right to change technical specifications and features without prior notice. All optional accessories are subject to additional charges.

Authorised Dealer



Authorised Isuzu Dealer

INDAH UTARA AUTO SDN BHD (590910-D)

Alor Setar (HQ) : 013 - 451 5555
Sungai Petani Branch : 010 - 209 7894
Bukit Mertajam Branch : 016 - 410 0357