

ISUZU

Expertise | Excellence | Passion

THE NEW ISUZU D-MAX



Authorised Dealer

INDAH UTARA AUTO SDN BHD (590910-D)

Alor Setar (HQ) : 013 - 451 5555
Sungai Petani Branch : 010 - 209 7894
Bukit Mertajam Branch : 016 - 410 0357

Isuzu Malaysia Sdn. Bhd. 200401026438 (664946-H)
501D, Level 5, Tower D, Uptown 5, No. 5, Jalan SS21/39,
Damansara Uptown, 47400 Petaling Jaya, Selangor.

Visuals and specifications shown in this brochure may differ from actual model. Isuzu Malaysia Sdn. Bhd. reserves the right to change technical specifications and features without prior notice. All optional accessories are subject to additional charges.





A FORCE IN MOTION

The New Isuzu D-Max Premium is a pickup born from purpose. Every curve and feature was designed with one goal: to redefine what it means to drive a pickup. Combining the grit of a workhorse with the refinement of a premium machine, The New Isuzu D-Max Premium blends rugged functionality with sophistication, to stand as a statement of versatility, power, and aspiration. From job sites to scenic escapes, unmatched durability and thoughtful design ensure it's always ready to go the extra mile, wherever that may be.



Over 85 Years
Pick Up Professional &
Diesel Engine Supremacy



**THE NEW ISUZU D-MAX
STANDARD**



UNSHAKEABLE DESIGN

The New Isuzu D-Max Premium doesn't just look strong, it lives up to it. Purpose-built for strength and supported by the powerful 3.0L Blue Power engine that has conquered the rough terrain of the **Borneo Safari**, Southeast Asia's largest annual off-road motorsport event, this pickup embodies power in every curve. Sleek aerodynamic design, tough bodywork, and features like roof rails and a reinforced bed liner ensure maximum performance on and off the road. This is a pickup that means business and delivers on every promise, inheriting the legendary durability of the Isuzu D-Max lineup.



Watch the power unfold here



3.0L Blue Power Engine

A durable and powerful turbocharged engine built to conquer tough terrains with ease.

3.0L Blue Power
Charge ahead
190PS
450Nm



Shift between 2WD, 4WD-High, and 4WD-Low modes to easily conquer any road, wet or rugged.

800mm Water Wading Depth

Allows you to navigate water crossings with confidence.



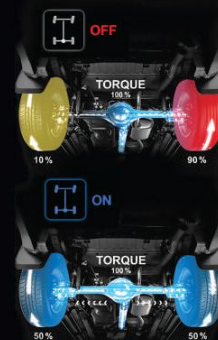
LED Rear Combi Lamps



18-inch Alloy Wheels



Tailgate Assist



4x4 Off-road

Rear Differential Lock

Makes sure you have the traction you need to get out of difficult obstacles when travelling off-road.

High Ground Clearance plus Approach & Departure Angle

This pickup is built with an impressive ground clearance of 235mm to 240mm, paired with a 30.5° approach angle and a 23.9° departure angle.



Rough Terrain Mode

Seamlessly manages engine power and braking systems to transfer torque or brake for a required wheel.



Under-Body Protection

Traverse any terrain confidently with steel under-body protection.



| 9-inch Touch Screen Infotainment System with Wireless Apple CarPlay™ & Android Auto™ Connectivity*

*(Subject to Smartphone compatibility)

COMFORT TO COMMAND

The New Isuzu D-Max Premium offers an interior that works as hard as you do. With leather-appointed seats, intuitive controls, and smart tech integrations to keep you connected, it provides everything you need for work, leisure, and everything in between. With a driving experience that balances comfort with toughness, every drive becomes something to look forward to.

| * Only applicable for Premium

| e-LUMAX Meter Panel with 7-inch Multi-Information Colour Display



| 8-way Power Adjust with Lumbar Support for Driver's Seat



| MIURA Design Elements



| Wireless Charger with Type-C USB Charging Port



EFFICIENT, INSIDE & OUT

The New Isuzu D-Max Premium's cabin invites you to command the road with ease. More than just a pickup, it's a driving environment that complements your dynamic lifestyle, providing comfort for wherever your journey takes you.

360° Around View Monitor (AVM)

Automatic Dual Zone Climate Control



Auto Dimming Rear View Mirror



8-Speaker Live Surround Sound



Rear Air Vents with Type-C USB Charging Port



Passive Entry & Start System (PESS)



* Only applicable for Premium



POWER THAT GOES THE EXTRA MILE

No challenge is too great with the formidable signature 1.9L Blue Power engine of The New Isuzu D-Max Premium. Proving its relentless endurance in the **Dura-Miles Fuel Efficiency Run 2024** and securing a place in the Malaysia Book of Records, this engine delivers unyielding strength and fuel economy. Wherever the road takes you, this is power you can count on.



PHITSANULOK,
THAILAND

BANGKOK,
THAILAND

RATCHABURI,
THAILAND

SURAT THANI,
THAILAND

SONGKHLA,
THAILAND

PERLIS,
MALAYSIA

KEDAH,
MALAYSIA

PENANG,
MALAYSIA

IPOH,
MALAYSIA

KUALA LUMPUR,
MALAYSIA

KLANG,
MALAYSIA



See it in action here

* Only applicable for Premium

1.9L Blue Power Engine

Produces a strong flat torque at 1,800 - 2,600 rpm for efficiency and strength. Tested and proven in the Dura-Miles Fuel Efficiency Run 2024.



1.9 TD
Charge ahead
150PS
350Nm
StarCarSifu
444 PICK-UP TRUCK JANUARY 2025

6-Speed Automatic Transmission with Sequential Shift



6-Speed Manual Transmission with Gear Shift Indicator (GSI)



*Only applicable for MT Standard

Black Combination Leather Seats with Anti-Vibration Elastic Comfort Foam



Front Bumper with Air Curtain



Automatic Bi-LED Projector Headlamps with LED DRL




ALLSIGHT
Isuzu Comprehensive Safety Technology

YOUR JOURNEY, PROTECTED

The New Isuzu D-Max Premium's safety features aren't just about keeping you secure, they're about enabling you to push boundaries. Its high-strength chassis and rugged structure provide unmatched durability, while advanced ALLSIGHT systems ensure precision and control.




ISUZU
DYNAMIC
DRIVE PLATFORM



The high-tensile steel body frame creates a lightweight structure, reducing noise and vibrations for enhanced stability.



The double-wishbone front suspension improves handling for a smoother, more comfortable ride.



The reinforced rear leaf spring suspension provides greater strength and flexibility.

EVERY JOURNEY, SAFELY SECURED

Safety is not an afterthought in The New Isuzu D-Max Premium, but woven into the very fabric of its design. It's a vehicle that allows you to explore fearlessly, knowing you have the durability and precision necessary to handle any situation. Whether you're navigating rough trails or city streets, this is safety you can trust to drive you further.



01 Rear Cross Traffic Alert (RCTA)

Detects when an object approaches the rear of the vehicle and alerts the driver.

02 6-SRS Airbags

Ensures ultimate protection, so that you and your passengers are in safe hands.

03 Front Digital Video Recorder (DVR)

Every journey you go on is recorded for your peace of mind.

04 Auto Cruise Control

Controls and maintains the speed of the D-Max automatically while cruising.

05 Walk Away Door Lock

Locks the vehicle doors automatically after the driver walks more than 3 metres away with the key.

06 Blind Spot Monitor (BSM)

Detects when a vehicle is approaching your blind spot and warns you through your side mirrors.



Explore all the safety features here



07 Reverse Camera

While reversing, the system monitors the surrounding area behind the vehicle.

08 Electronic Stability Control (ESC)

Helps you stay in control of the vehicle.

09 Traction Control System (TCS)

Allows greater control over the road or terrain.

10 Hill Descent Control (HDC)

Automatically controls the brakes and maintains vehicle speed when descending steep slopes.

11 Hill Start Assist (HSA)

Automatically prevents vehicle roll-back when starting on steep gradients.

12 Emergency Stop Signal (ESS)

In emergency situations, warning lights are activated to indicate that the vehicle is braking rapidly.

13 Lane-Changing Mode Turn Indicator

Assists in smooth lane-changing by engaging the turn indicator.

14 Front & Rear Parking Sensors

8 sensors provide instantaneous feedback to detect objects during parking.

* Only applicable for Premium

SPECIFICATIONS: PREMIUM		V-Cross 3.0L 4X4 AT		1.9L 4X4 AT	
ENGINE					
Model		4JJ3-TCX		RZ4E-TC	
Type		In-Line 4-Cylinder VGS Turbo Intercooler Diesel DOHC 16V		In-Line 4-Cylinder VGS Turbo Intercooler Diesel DOHC 16V	
Displacement (cc)		2,999		1,898	
Bore x Stroke (mm)		95.4 x 104.9		80 x 94.4	
Compression Ratio		16.3 : 1		16.5 : 1	
Maximum Output (PS / rpm) [ISO NET]		190 / 3,600		150 / 3,600	
Maximum Torque (Nm / rpm) [ISO NET]		450 / 1,600 - 2,600		350 / 1,800 - 2,600	
Fuel System		Direct Injection Electronic Commonrail		Direct Injection Electronic Commonrail	
TRANSMISSION					
Type		6-Speed Automatic with Sequential Shift			
CHASSIS & SUSPENSION					
Suspension		Front	Independent Double Wishbones, Coil Springs & Stabilizers with Gas Shock Absorbers		
		Rear			
Brakes		Front	Semi-Elliptical Leaf Springs with Gas Shock Absorbers		
		Rear			
Terrain Command 4X4 System		Ventilated Disc			
Rear Differential Lock		Leading & Trailing Drums			
Rough Terrain Mode		Equipped			
Steering System		Equipped			
Min. Turning Radius (m)		Equipped			
Tyres & Wheels		Rack & Pinion Hydraulic Power Steering			
Spare Tyre & Wheel		6.25			
		265/60R18 All-Terrain, 18 inch Alloy			
		265/60R18, Steel			
DIMENSION, WEIGHT & CAPACITIES					
Overall Length (mm)		5,270			
Overall Width (mm)		1,870			
Overall Height (mm)		1,810			
Wheelbase (mm)		3,125			
Deck Length (mm)		1,571			
Deck Width (mm)		1,530			
Deck Height (mm)		490			
Min. Ground Clearance (mm)		240			
Water Wading Depth (mm)		800			
Kerb Weight (kg)		2,025		1,945	
Gross Weight (kg)		2,800		2,600	
Seating Capacity		5			
Fuel Tank Capacity (L)		76			
EXTERIOR					
Headlamps		Automatic Bi-LED Projector with Follow-Me-Home Light			
Daytime Running Lights (DRL)		LED			
Headlamp Levelling		Manual			
Fog Lamps		Equipped - Front & Rear LED			
Front Grille		Silver & Dark Grey			
Front Bumper		Body Coloured			
Wipers		Automatic with Variable Intermittent			
Roof Rails		Equipped - Grey			
Door Outer Mirrors		Chrome - Power Adjust, Auto Folding with LED Integrated Turn Indicator			
Door & Tailgate Handles		Chrome			
Side Steps		Equipped - Silver			
Bed Liner		Equipped			
Tailgate Assist		Equipped			
Sports Bar		Optional			
Cargo Tray		Optional			
Rear Combination Lamps		LED			
Rear Bumper		Body Coloured Integrated Two Step Type			
INTERIOR					
Meter Panel		e-LUMAX with Gunmetal Ornament & Illumination Control			
Multi Information Display (MID)		7 inch TFT LCD Colour Display			
Steering Wheel		Type	4-Spoke Leather Wrapped		
		Adjustment	Tilt & Telescopic		
		Switches	Audio, Bluetooth Hands-Free, Voice Recognition, MID & Cruise Control		

V-Cross 3.0L 4X4 AT		1.9L 4X4 AT	
INTERIOR			
Lane Changing Mode		Equipped	
Cruise Control		Equipped	
Passive Entry & Start System (PESS)		Equipped	
Welcome Light		Equipped	
Walk Away Door Lock		Equipped	
Sun Visor		Equipped with Vanity Mirror for Driver & Front Passenger	
Map Lamp		Dual for Driver & Front Passenger with Sunglass Holder	
Rear View Mirror		Auto Dimming	
Audio System	Type	9 inch Touch Screen Infotainment with USB, Bluetooth, Wireless Apple CarPlay & Android Auto Connectivity	
	Speaker	8 (with Roof Speakers)	
Climate Control	Type	Automatic Dual Zone	
	Rear Vents	Equipped	
USB Ports	Front	Equipped (2 USB Type-C & 1 USB Type-A)	
	Rear	Equipped with Storage (1 USB Type-C)	
Digital Video Recorder (DVR)		Equipped - Front Only	
Wireless Charger		Equipped	
Gear Knob Type		Leather with Satin Chrome Ornament	
Interior Trim Colour		Black	
Instrument Panel, Center Console & Door Soft Pad		Black	
Seats	Material	Black Combination Leather	
	Driver	8-way Power Adjust with Lumbar Support	
	Front Passenger	4-way Manual Adjust	
	Rear	60:40 Split, Fold Up/Down Configuration with Center Arm Rest & Cup Holder	
Power Door Lock		Equipped with Speed Sensing Auto Door Lock & Auto Unlock if Airbags are Activated	
Power Windows		Equipped with Auto Up/Down & Jam Protection for Driver	
Cabin Lamp		Equipped	
12V/120W Power Outlet		Equipped	
Assist Handles		Fixed Type at A-Pillar & B-Pillar	
Carpet Mat		Equipped	
ADVANCED SAFETY (ADAS)			
Blind Spot Monitor (BSM)		Equipped	
Rear Cross Traffic Alert (RCTA)		Equipped	
ACTIVE SAFETY			
Anti-lock Brake System (ABS)		Equipped	
Electronic Brake-force Distribution (EBD)		Equipped	
Brake Assist (BA)		Equipped	
Electronic Stability Control (ESC)		Equipped	
Traction Control System (TCS)		Equipped	
Hill Start Assist (HSA)		Equipped	
Hill Descent Control (HDC)		Equipped	
Brake Override System (BOS)		Equipped	
Emergency Stop Signal (ESS)		Equipped	
ISOFIX with Top Tether		Equipped - Rear Seats	
Child Protection Safety Lock		Equipped - Rear Doors	
High Mount Stop Lamp		Equipped	
Around View Monitor (AVM)		Equipped	
Reverse Camera		Equipped	
Parking Sensor	Front	Equipped - 4 Sensors Type	
	Rear	Equipped - 4 Sensors Type	
PASSIVE SAFETY			
SRS Airbags		6 (Driver, Front Passenger, Side & Curtain)	
Side Door Impact Beams		All Doors	
Collapsible Steering Column		Equipped	
Whiplash Protection		All Seats	
Seat Belts	Front Seat	3-Point ELR with Pre-Tensioner & Load Limiter	
	Rear Seat	3-Point ELR	
Seat Belt Reminder		All Seats	
SECURITY			
Vehicle Security System		Anti-Theft Alarm System with Key-Coded Immobilizer	

SPECIFICATIONS: STANDARD

1.9L 4X4 AT

1.9L 4X4 MT

ENGINE		
Model	RZ4E-TC	
Type	In-Line 4-Cylinder VGS Turbo Intercooler Diesel DOHC 16V	
Displacement (cc)	1,898	
Bore x Stroke (mm)	80 x 94.4	
Compression Ratio	16.5 : 1	
Maximum Output (PS / rpm) [ISO NET]	150 / 3,600	
Maximum Torque (Nm / rpm) [ISO NET]	350 / 1,800 - 2,600	
Fuel System	Direct Injection Electronic Commonrail	

TRANSMISSION		
Type	6-Speed Automatic with Sequential Shift	6-Speed Manual with Gear Shift Indicator (GSI) & Reverse Gear Lockout

CHASSIS & SUSPENSION		
Suspension	Front	Independent Double Wishbones, Coil Springs & Stabilizers with Gas Shock Absorbers
	Rear	Semi-Elliptical Leaf Springs with Gas Shock Absorbers
Brakes	Front	Ventilated Disc
	Rear	Leading & Trailing Drums
Terrain Command 4X4 System	Equipped	
Rear Differential Lock	Equipped	
Rough Terrain Mode	Equipped	
Steering System	Rack & Pinion Hydraulic Power Steering	
Min. Turning Radius (m)	6.25	
Tyres & Wheels	255/65R17, 17 inch Alloy	
Spare Tyre & Wheel	255/65R17, Steel	

DIMENSION, WEIGHT & CAPACITIES		
Overall Length (mm)	5,270	
Overall Width (mm)	1,870	
Overall Height (mm)	1,785	
Wheelbase (mm)	3,125	
Deck Length (mm)	1,571	
Deck Width (mm)	1,530	
Deck Height (mm)	490	
Min. Ground Clearance (mm)	235	
Water Wading Depth (mm)	800	
Kerb Weight (kg)	1,915	1,890
Gross Weight (kg)	2,800	
Seating Capacity	5	
Fuel Tank Capacity (L)	76	

EXTERIOR		
Headlamps	Bi-LED Projector with Follow-Me-Home Light	Multi-Reflector Halogen with Follow-Me-Home Light
Daytime Running Lights (DRL)	LED	Bulb
Headlamp Levelling	Manual	
Fog Lamps	Equipped - Front Bulb	
Front Grille	Black & Matte Grey	
Front Bumper	Body Coloured	
Wipers	With Variable Intermittent	
Door Outer Mirrors	Body Coloured - Power Adjust with LED Integrated Turn Indicator	
Door & Tailgate Handles	Body Coloured	
Side Steps	Equipped	
Bed Liner	Equipped	
Sports Bar	Optional	
Cargo Tray	Optional	
Rear Combination Lamps	Bulb	
Rear Bumper	Body Coloured Integrated Two Step Type	

INTERIOR		
Meter Panel	e-LUMAX with Illumination Control	
Multi Information Display (MID)	4.2 inch TFT LCD Colour Display	
	4-Spoke Urethane	
Steering Wheel	Tilt & Telescopic	
	Audio, Bluetooth Hands-Free, Voice Recognition & MID	
Lane Changing Mode	Equipped	
Sun Visor	Equipped with Ticket Holder for Driver & Vanity Mirror for Front Passenger	
Map Lamp	Dual for Driver & Front Passenger with Sunglass Holder	

INTERIOR		
Rear View Mirror		Day & Night
Audio System	Type	7 inch Touch Screen Infotainment with USB & Bluetooth
	Speaker	6
Climate Control	Type	Manual
	Rear Vents	Equipped
USB Ports	Front	Equipped (1 USB Type-C & 1 USB Type-A)
	Rear	Equipped with Storage (1 USB Type-C)
Gear Knob Type		Urethane
Seats	Material	Woven-Texture Fabric
	Driver	6-way Manual Adjust
	Front Passenger	4-way Manual Adjust
Power Door Lock	60:40 Split, Fold Up/Down Configuration with Center Arm Rest & Cup Holder	
	Equipped with Speed Sensing Auto Door Lock & Auto Unlock if Airbags are Activated	
Power Windows	Equipped with Auto Up/Down & Jam Protection for Driver	
Cabin Lamp	Equipped	
12V/120W Power Outlet	Equipped	
Assist Handles	Fixed Type at A-Pillar & B-Pillar	
Carpet Mat	Equipped	

ACTIVE SAFETY		
Anti-lock Brake System (ABS)	Equipped	
Electronic Brake-force Distribution (EBD)	Equipped	
Brake Assist (BA)	Equipped	
Electronic Stability Control (ESC)	Equipped	
Traction Control System (TCS)	Equipped	
Hill Start Assist (HSA)	Equipped	
Hill Descent Control (HDC)	Equipped	
Brake Override System (BOS)	Equipped	
Emergency Stop Signal (ESS)	Equipped	
ISOFIX with Top Tether	Equipped - Rear Seats	
Child Protection Safety Lock	Equipped - Rear Doors	
High Mount Stop Lamp	Equipped	
Reverse Camera	Equipped	
Reverse Sensor	Equipped - 4 Sensors Type	

PASSIVE SAFETY		
SRS Airbags	2 (Driver & Front Passenger)	
Side Door Impact Beams	All Doors	
Collapsible Steering Column	Equipped	
Whiplash Protection	All Seats	
Seat Belts	Front Seat	3-Point ELR with Pre-Tensioner & Load Limiter
	Rear Seat	3-Point ELR
Seat Belt Reminder	All Seats	

SECURITY	
Vehicle Security System	Anti-Theft Alarm System with Key-Coded Immobilizer

COLOUR VARIATIONS	
PREMIUM	

New Kinabalu Grey	Namibu Orange	Onyx Black	Dolomite White Pearl	Mercury Silver
-------------------	---------------	------------	----------------------	----------------

STANDARD AT/MT	
Onyx Black	Mercury Silver
Splash White	