

# THE NEW **ISUZU** D-MAX **X-TERRAIN**

**ISUZU**

Expertise | Excellence | Passion



Authorised Dealer

Authorised Isuzu Dealer

**INDAH UTARA AUTO SDN BHD** (590910-D)

Alor Setar (HQ) : 013 - 451 5555  
Sungai Petani Branch : 010 - 209 7894  
Bukit Mertajam Branch : 016 - 410 0357

Isuzu Malaysia Sdn. Bhd. 200401026438 (664946-H)  
501D, Level 5, Tower D, Uptown 5, No. 5, Jalan SS21/39,  
Damansara Uptown, 47400 Petaling Jaya, Selangor.

Visuals and specifications shown in this brochure may differ from actual model.  
Isuzu Malaysia Sdn. Bhd. reserves the right to change technical specifications and  
features without prior notice. All optional accessories are subject to additional charges.





# THE ROAD TO EXCELLENCE

**Expertise** forged over a century, **excellence** shown in every achievement, and **passion** that fuels innovation: this is the Isuzu legacy. From early industrial trucks to modern pickups, Isuzu's history is filled with milestones that have shaped the automotive world. Arriving today at The New Isuzu D-Max X-Terrain, the latest chapter in this legacy represents decades of expertise, reliability, and relentless capability.

Star  
Carsifu

Star  
Carsifu

CarPlus

WapCar



Carlist.my  
BEST PICK 2023  
2023.02



Carlist.my  
BEST PICK 2023  
2023.02



Carlist.my  
BEST PICK 2023  
2023.02



VOTY







# TOUGHNESS

## RUNS WITHIN

The New Isuzu D-Max X-Terrain isn't just built to endure, it's built to inspire. From the gruelling trails of the **Borneo Safari** to the daily demands of life, this pickup is engineered to excel in every scenario and inspire resilience, aspiration, and boundless possibilities.

With a 3.0L turbocharged engine delivering raw power, advanced ALLSIGHT safety systems ensuring confidence on every journey, and a design that seamlessly blends rugged durability with sophisticated comfort, The New Isuzu D-Max X-Terrain redefines performance.



Over 85 Years  
Pick Up Professional &  
Diesel Engine Mastery





# TRIED, TESTED, TRIUMPHANT



Tackling the **Borneo Safari**'s untamed jungles is no small feat, but The New Isuzu D-Max X-Terrain has faced it all, and prevailed. Designed for extremes like the **Borneo Safari**, Southeast Asia's largest annual off-road motorsport event, it endures the wild challenges of off-road terrain to set the benchmark, not just meet it.

With a formidable 3.0-litre turbocharged Blue Power engine packing **190PS** and **450Nm** of torque, made to handle the treacherous terrains of the Borneo wilderness, The New Isuzu D-Max X-Terrain navigates steep inclines and thick mud with resilience and grit. Equipped with features like Terrain Command and a Rear Differential Lock, it delivers unmatched traction and stability, even when the path is anything but certain.



Watch the power  
unfold here



**3.0TD**  
BLUE POWER

190PS  
450Nm

#### 3.0L Blue Power Engine

A durable and powerful turbocharged engine built to conquer tough terrains with ease.



**TERRAIN  
COMMAND**

Shift between 2WD, 4WD-High, and 4WD-Low modes to easily manoeuvre any road, wet or rugged.



**4X4**  
DIFF LOCK

#### Rear Differential Lock

Provides the traction needed to overcome off-road obstacles.



#### 800mm Water Wading Depth

Allows you to navigate water crossings with confidence.



#### 6-Speed Automatic Transmission with Sequential Shift

Conveniently and precisely lets you take control, shifting gears as needed for a smoother drive.



#### Under-Body Protection

Traverse any terrain confidently with steel under-body protection.



#### Rough Terrain Mode

Efficiently manages engine power and braking systems, distributing torque to the necessary wheel for optimal all-terrain performance.





THE MALAYSIA  
BOOK  
of RECORDS

THE NEW ISUZU  
D-MAX  
CONQUERS  
**2,004KM**  
JOURNEY IN ONE TANK!  
SET A MALAYSIAN RECORD



## DESIGNED TO GO THE DISTANCE

The **Dura-Miles Fuel Efficiency Run 2024** demanded a vehicle capable of conquering long stretches from Thailand to Malaysia. The New Isuzu D-Max X-Terrain rose to the challenge, delivering a remarkable distance of 2,004km on a single tank of fuel and securing a place in the Malaysia Book of Records.

The intelligent engineering of The New Isuzu D-Max X-Terrain's engine delivers remarkable fuel economy while conquering the toughest conditions. Inside, the refined cabin transforms long journeys into effortless adventures, ensuring comfort mile after mile. This achievement embodies Isuzu's commitment to innovative excellence with fuel efficiency, adaptability, and comfort, proving that it's made to go the distance.



See it in action here



**3.0L TD**  
BLUE POWER

**3.0L Blue Power Engine**  
An engine designed to take you further by delivering remarkable fuel efficiency.



**6-Speed Automatic Transmission with Sequential Shift**

Engineered for optimal fuel efficiency, every shift maximises mileage while minimising fuel consumption.



**Black Combination Leather Seats with Anti Vibration Elastic Comfort Foam**



**Multi-Function Leather Wrapped Steering Wheel with Tilt & Telescopic Adjustment**



**Front Bumper with Air Curtain**



# TENACITY

## ABOVE ALL

Every detail of The New Isuzu D-Max X-Terrain's exterior reflects Isuzu's expertise in crafting pickups that endure. Tough, yet sophisticated, it's a pickup designed not just to handle the unexpected but to excel through it. Whether tackling tough terrains or cruising down the highway, The New Isuzu D-Max X-Terrain offers a driving experience that never sacrifices performance, but leads you to the lifestyle of exploration you've been seeking.



Welcome Light



Auto Folding Side Mirrors



Front Radiator Grille



Automatic Bi-LED Projector Headlamps with LED Turn Signals




LED Rear Combi Lamps



18-inch Alloy Wheels





10-inch Touch Screen Infotainment System  
with Wireless Apple CarPlay™ & Android Auto™\*

Multi-Colour Ambient Lights

# MILES AHEAD IN COMFORT

The New Isuzu D-Max X-Terrain redefines long-distance driving with an interior crafted for unmatched comfort and focus. Intuitive placements, premium materials, and a comfortably snug cabin turn extended journeys into seamless experiences. Beyond just style, every detail of The New Isuzu D-Max X-Terrain's purpose-driven design delivers an effortless drive no matter how far the road stretches.

\*(Subject to smartphone compatibility)



Illuminated Running LED  
Scuff Plate




MIURA Design Elements



Rear Air Vents with  
Type-C Charging Port



8-way Power Adjust  
with Lumbar Support for Driver's Seat



Automatic Dual Zone Climate Control



# POWERED BY SMART TECH

With advanced technology that keeps you connected and in control, The New Isuzu D-Max X-Terrain is engineered to prioritise convenience on every journey. Whether for safety, efficiency, or ease, this technology is built to support you, ensuring every drive feels seamless and empowering.



Passive Entry & Start System  
with Remote Engine Start (PESS)



Wireless Charger  
with Type-C USB Charging Port



e-LUMAX Meter Panel  
with 7-inch Multi-Information Colour Display



Auto Dimming Rear View Mirror



8-Speaker  
Live Surround Sound

360° Around View Monitor (AVM)  
with 3D Image Guide





# FORTIFIED FOR EVERY JOURNEY

Safety in The New Isuzu D-Max X-Terrain is more than just a feature, it's a commitment to protect you and your passengers in any situation. With state-of-the-art ALLSIGHT systems, The New Isuzu D-Max X-Terrain takes the lead in protecting what matters most. These advanced systems work together to minimise risks, ensuring that your safety is always a priority.


Wider Sensor Range

## THE CORE OF DURABILITY

Strength, stability, and safety converge in the chassis of The New Isuzu D-Max X-Terrain. With robust dimensions and innovative cross-member reinforcements, it's built to meet the demands of every journey. This isn't just engineering, it's the foundation of a pickup crafted to rise above every challenge.




**ISUZU**  
**DYNAMIC**  
DRIVE PLATFORM



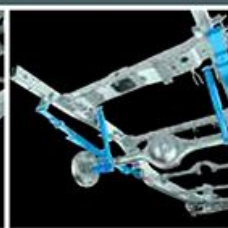
### Chassis

The high-tensile steel body frame creates a lightweight structure, reducing noise and vibrations for enhanced stability.



### Double-Wishbone Front Suspension

The double-wishbone front suspension improves handling for a smoother, more comfortable ride.



### Leaf Spring

The reinforced rear leaf spring suspension provides greater strength and flexibility.



# ALWAYS AHEAD, ALWAYS ALERT




01 & 02



03



04



05



06



07



08



09



Discover more safety features here

## Complete safety features with



**01 Forward Collision Warning (FCW)**  
Alerts the driver when a potential collision is detected in front of the vehicle.

**02 Autonomous Emergency Braking (AEB)**  
Automatically brakes when a potential collision is detected.

**03 Turn Assist**  
Monitors opposing traffic before turning and brakes automatically to avoid accidents.

**04 AT Pedal Misapplication Mitigation**  
Detects accidental acceleration, automatically suppresses engine power, and alerts the driver if there is a vehicle in front.

**05 Adaptive Cruise Control with Stop & Go (ACC)**  
Adjusts cruising speed based on vehicles in front of you, while also including Stop & Go functionality.

**06 Lane Departure Warning (LDW)**  
Detects and warns the driver when drifting into another lane.

**07 Automatic High Beam (AHB)**  
Automatically dims the high beam at night to avoid dazzling other drivers.

**08 Blind Spot Monitor (BSM)**  
Detects when a vehicle is approaching your blind spot and warns you through your side mirrors.

**09 Rear Cross Traffic Alert (RCTA) & Rear Cross Traffic Brake (RCTB)**  
When an object is detected in the blind spot while reversing, this feature alerts you with a warning and automatically engages the brake to prevent a collision.

**Manual Speed Limiter (MSL)**  
Allows a maximum speed to be set to ensure that the driving speed does not exceed it.

**Multi-Collision Brake**  
Prevents or mitigates impact in the event of an accident.



# SAFETY LED BY STRENGTH



## 01 7-SRS Airbags

Ensures ultimate protection, so that you and your passengers are in safe hands.

## 02 Anti-lock Brake System (ABS)

Ensures the vehicle can still be manoeuvred in emergency situations.

## 03 Electronic Brake-force Distribution (EBD)

Allows control of braking force between front and rear wheels, depending on vehicle load.

## 04 Brake Assist (BA)

Helps to apply full braking force in emergency situations.

## 05 Electronic Stability Control (ESC)

Helps you stay in control of the vehicle.

## 06 Traction Control System (TCS)

Allows greater control over the road or terrain.

## 07 Hill Descent Control (HDC)

Automatically controls the brakes and maintains vehicle speed when descending steep slopes.

## 08 Follow-Me-Home Lights

The headlights of your pickup remain switched on to illuminate your path after ignition is turned off.

## 09 Walk Away Door Lock

Locks the vehicle doors automatically after the driver walks more than 3 metres away with the key.

## 10 Front & Rear Digital Video Recorder (DVR)

Every journey you go on is recorded for your peace of mind.



## Hill Start Assist (HSA)

Automatically prevents vehicle roll-back when starting on steep gradients.

## Emergency Stop Signal (ESS)

In emergency situations, warning lights are activated to indicate that the vehicle is braking rapidly.

## Front & Rear Parking Sensors

8 sensors provide instantaneous feedback to detect objects during parking.

## Reverse Camera

While reversing, the system monitors the surrounding area behind the vehicle.



# X-TERRAIN V-CROSS 3.0L 4X4 AT

ENGINE	
Model	4JJ3-TCX
Type	In-Line 4-Cylinder VGS Turbo Intercooler Diesel DOHC 16V
Displacement (cc)	2,999
Bore x Stroke (mm)	95.4 x 104.9
Compression Ratio	16.3 : 1
Maximum Output (PS / rpm) [ISO NET]	190 / 3,600
Maximum Torque (Nm / rpm) [ISO NET]	450 / 1,600 - 2,600
Fuel System	Direct Injection Electronic Commonrail

TRANSMISSION	
Type	6-Speed Automatic with Sequential Shift

CHASSIS & SUSPENSION	
Suspension	Front Independent Double Wishbones, Coil Springs & Stabilizers with Gas Shock Absorbers Rear Semi-Elliptical Leaf Springs with Gas Shock Absorbers
Brakes	Front Ventilated Disc Rear Leading & Trailing Drums
Terrain Command 4x4 System	Equipped
Rear Differential Lock	Equipped
Rough Terrain Mode	Equipped
Steering System	Rack & Pinion Hydraulic Power Steering
Min. Turning Radius (m)	6.25
Tyres & Wheels	265/60R18 All-Terrain, 18 inch Matte Dark Grey Alloy
Spare Tyre & Wheel	265/60R18, Steel

DIMENSION, WEIGHT & CAPACITIES	
Overall Length (mm)	5,270
Overall Width (mm)	1,870
Overall Height (mm)	1,810
Wheelbase (mm)	3,125
Deck Length (mm)	1,571
Deck Width (mm)	1,530
Deck Height (mm)	490
Min. Ground Clearance (mm)	240
Water Wading Depth (mm)	800
Kerb Weight (kg)	2,025
Gross Weight (kg)	2,600
Seating Capacity	5
Fuel Tank Capacity (L)	76

EXTERIOR	
Headlamps	Automatic Bi-LED Projector with Follow-Me-Home Light
Daytime Running Lights (DRL)	LED
Headlamp Levelling	Automatic
Fog Lamps	Equipped - Front & Rear LED
Front Grille	Dark Grey & Black Chrome
Front Bumper	Body Coloured & Dark Grey
Front Bumper Lower	Equipped
Windscreen & Door Glass	With Infra-Red Cut
Wipers	Automatic Aerofoil Wet Wiper with Variable Intermitternt
Roof Rails	Equipped - Dark Grey
Door Outer Mirrors	Dark Grey - Power Adjust, Auto Folding with LED Integrated Turn Indicator
Door & Tailgate Handles	Dark Grey
Tailgate Lock	Equipped
Over Fenders	Equipped - Dark Grey
Side Steps	Equipped - Dark Grey
X-Terrain Welcome Light	Equipped
Bed Liner	Equipped
Tailgate Assist	Equipped
Sports Bar	Optional
Cargo Tray	Optional
Rear Combination Lamps	LED
Rear Bumper	Body Coloured Integrated Two Step Type

INTERIOR	
Meter Panel	e-LUMAX with Gunmetal Ornament & Illumination Control
Multi Information Display (MID)	7 inch TFT LCD Colour Display
Steering Wheel	4-Spoke Two-tone Leather Wrapped with Light Brown Stitch Type Adjustment Tilt & Telescopic Switches Audio, Bluetooth Hands-Free, Voice Recognition, MID, Manual Speed Limiter & Adaptive Cruise Control
Lane Changing Mode	Equipped
Cruise Control	Adaptive
Passive Entry & Start System (PESS)	Equipped
Remote Engine Start	Equipped
Welcome Light	Equipped
Walk Away Door Lock	Equipped
Sun Visor	Equipped with Vanity Mirror & Light for Driver & Front Passenger

INTERIOR	
Map Lamp	Dual for Driver & Front Passenger with Sunglass Holder
Rear View Mirror	Auto Dimming
Audio System	10 inch Touch Screen Infotainment with USB, Bluetooth, Wireless Apple CarPlay™ & Android Auto Connectivity™ 8 (with Roof Speakers) Type Speaker
Climate Control	Type Rear Vents Automatic Dual Zone Equipped
USB Ports	Front Rear Equipped (2 USB Type-C & 1 USB Type-A) Equipped with Storage (1 USB Type-C)
Digital Video Recorder (DVR)	Equipped - Front & Rear Equipped
Wireless Charger	Equipped
Gear Knob Type	Equipped
Interior Trim Colour	Leather with Satin Chrome Ornament & Light Brown Stitch Black
Instrument Panel & Door Armrest Soft Pad	Criollo Brown with Light Brown Stitch Black Combination Leather
Seats	Driver Front Passenger Rear 8-way Power Adjust with Lumbar Support 4-way Manual Adjust
Power Door Lock	60/40 Split, Fold Up/Down Configuration with Center Arm Rest & Cup Holder
Power Windows	Equipped with Speed Sensing Auto Door Lock & Auto Unlock if Airbag Activated
Cabin Lamp	Equipped with Auto Up/Down & Jam Protection for Driver
12V/120W Power Outlet	Equipped
Assist Handles	Fixed Type at A-Pillar & B-Pillar
Carpet Mat	Equipped
Scuff Plate	Equipped with Running LED Illumination
Ambient Light (Lower Dashboard, Footwell & Front Door Trim)	Equipped with Multi Colour Selection

ADVANCED SAFETY (ADAS)	
Forward Collision Warning (FCW)	Equipped
Autonomous Emergency Braking (AEB)	Equipped
Turn Assist	Equipped
AT Pedal Misapplication Mitigation	Equipped
Adaptive Cruise Control (ACC)	Equipped with Stop & Go Function
Manual Speed Limiter (MSL)	Equipped
Automatic High Beam (AHB)	Equipped
Lane Departure Warning (LDW)	Equipped
Blind Spot Monitor (BSM)	Equipped
Rear Cross Traffic Alert (RCTA)	Equipped
Rear Cross Traffic Brake (RCTB)	Equipped
Multi Collision Brake	Equipped

ACTIVE SAFETY	
Anti-lock Brake System (ABS)	Equipped
Electronic Brake-force Distribution (EBD)	Equipped
Brake Assist (BA)	Equipped
Electronic Stability Control (ESC)	Equipped
Traction Control System (TCS)	Equipped
Hill Start Assist (HSA)	Equipped
Hill Descent Control (HDC)	Equipped
Brake Override System (BOS)	Equipped
Emergency Stop Signal (ESS)	Equipped
ISOFIX with Top Tether	Equipped - Rear Seats
Child Protection Safety Lock	Equipped - Rear Doors
High Mount Stop Lamp	Equipped
Around View Monitor (AVM)	Equipped with 3D Image Guide
Reverse Camera	Equipped
Parking Sensor	Front Rear Equipped - 4 Sensors Type Equipped - 4 Sensors Type

PASSIVE SAFETY	
SRS Airbags	7 (Driver, Front Passenger, Side, Curtain & Driver Knee)
Side Door Impact Beams	All Doors
Collapsible Steering Column	Equipped
Whiplash Protection	All Seats
Seat Belts	Front Seat Rear Seat 3-Point ELR with Pre-Tensioner & Load Limiter 3-Point ELR
Seat Belt Reminder	All Seats

SECURITY	
Vehicle Security System	Anti-Theft Alarm System with Key-Coded Immobilizer

COLOUR VARIATIONS	
New Kinabalu Grey	Nambu Orange
Onyx Black	Dolomite White Pearl